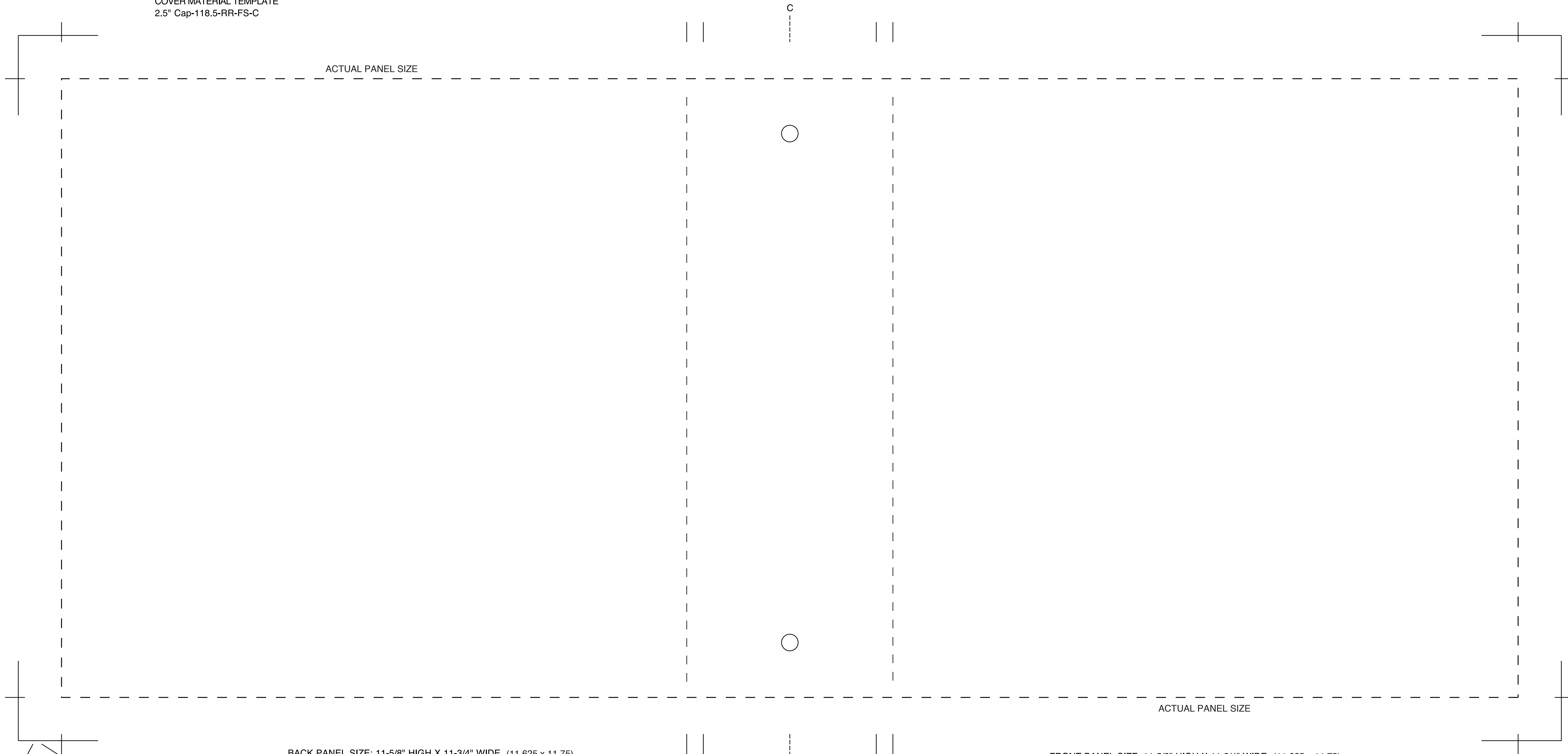


3-PANEL TURNED EDGE\_2.50\_R\_SD\_Cover\_Liner  
11" X 8 1/2" SHEET SIZE PLUS 1/2" TAB ALLOWANCE  
2 1/2" CAPACITY ROUND RING METAL  
COVER MATERIAL TEMPLATE  
2.5" Cap-118.5-RR-FS-C

OUTSIDE VIEW SHOWN -- PRINT THIS SIDE



ACTUAL PANEL SIZE

ACTUAL PANEL SIZE

BACK PANEL SIZE: 11-5/8" HIGH X 11-3/4" WIDE (11.625 x 11.75)

FRONT PANEL SIZE: 11-5/8" HIGH X 11-3/4" WIDE (11.625 x 11.75)

SPINE SIZE:

11-5/8" HIGH X 3-1/4" WIDE (11.625 x 3.25)

BOTH HINGES ARE 5/16" (0.3125)

**COVER MATERIAL SIZE: 13 1/4" HIGH X 29" WIDE (13.25 X 29.00)**  
**PLEASE EXTEND ALL BLEEDS AT LEAST 1/8" BEYOND THE OUTER EDGE OF THE COVER MATERIAL**

○ RIVET HEAD PLACEMENT  
PLEASE LEAVE A 1/8" PERIMETER VOID OF GRAPHICS AROUND EACH RIVET HEAD

PLEASE REMOVE BEFORE THE FINAL PRINT

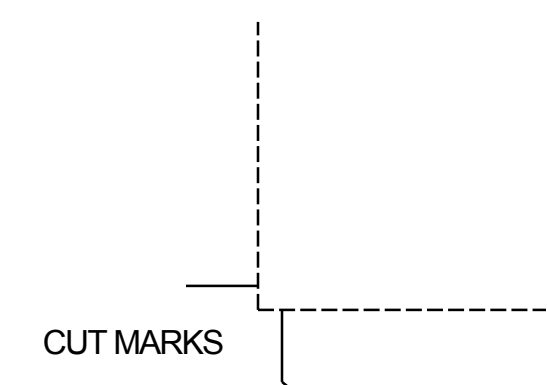
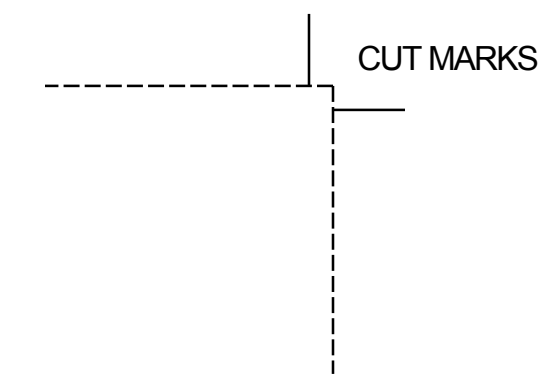
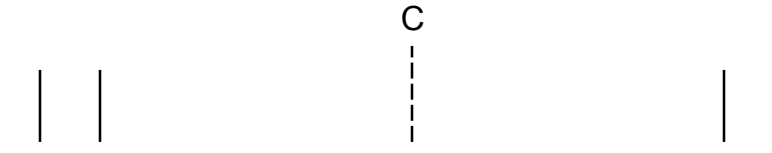
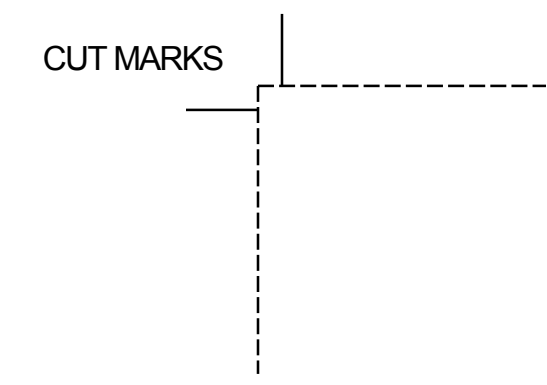
OUTER EDGE OF FINISHED BINDER

3-PANEL NARROW SPINE  
11" X 8 1/2" SHEET SIZE PLUS 1/2" TAB ALLOWANCE  
2 1/2" CAPACITY ROUND RING METAL  
LINER MATERIAL TEMPLATE  
2.5" Cap-118.5-RR-FS-L

INSIDE VIEW SHOWN --- PRINT THIS SIDE

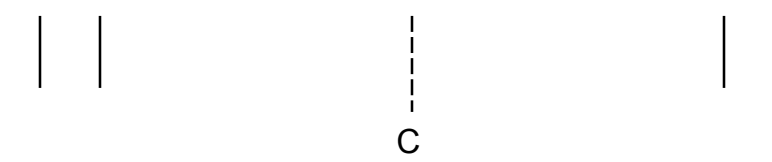
----- OUTER EDGE OF THE RING BINDER CASE  
PLEASE REMOVE BEFORE THE FINAL PRINT

PLEASE LEAVE ALL CUT MARKS ON THE FINAL PRINT



FRONT PANEL SIZE: 11-5/8" HIGH X 11-3/4" WIDE (11.625 x 11.75)

LINER MATERIAL SIZE: 11 3/8" HIGH X 27 1/8" WIDE (11.375 x 27.125)

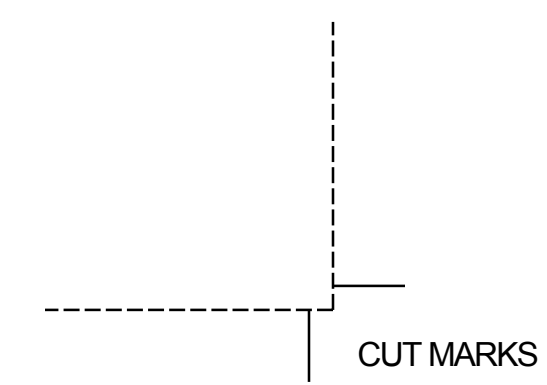


SPINE SIZE:

11-5/8" HIGH X 3-1/4" WIDE (11.625 x 3.25)

BOTH HINGES ARE 5/16" (.3125)

BACK PANEL SIZE: 11-5/8" HIGH X 11-3/4" WIDE (11.625 x 11.75)



PLEASE EXTEND ALL BLEEDS AT LEAST 1/8" BEYOND THE OUTER EDGE OF THE RING BINDER CASE