


3-PANEL TURNED EDGE_2.0_D
11" X 8 1/2" SHEET SIZE PLUS 1/2" TAB ALLOWANCE
2" CAPACITY STRAIGHT D RING METAL
COVER MATERIAL TEMPLATE
2" CAP-118.5-SD-FS-C

OUTSIDE VIEW SHOWN -- PRINT THIS SIDE



BACK PANEL SIZE: 11 5/8" HIGH X 11 1/4" WIDE (11.625 x 11.25)

COVER MATERIAL SIZE: 13 1/8" HIGH X 27 5/8" WIDE (13.125 X 27.6250)
PLEASE EXTEND ALL BLEEDS AT LEAST 1/8" BEYOND THE OUTER EDGES OF THE COVER MATERIAL

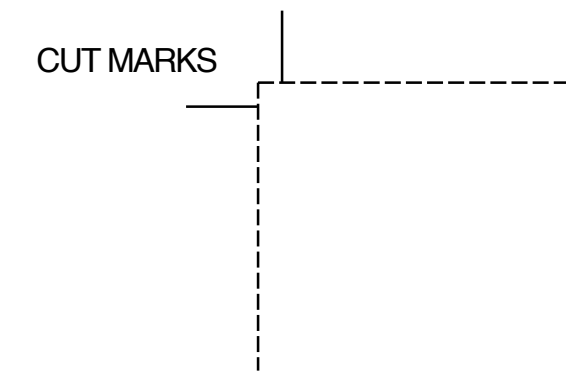
SPINE SIZE:
11 5/8" HIGH X 3 1/8" WIDE (11.625 x 3.125)
BOTH HINGES ARE 1/4" WIDE (0.25)

FRONT PANEL SIZE: 11 5/8" HIGH X 11 1/4" WIDE (11.625 x 11.25)

○ RIVET HEAD LOCATION ON THE BACK COVER
PLEASE LEAVE A 1/8" PERIMETER VOID OF GRAPHICS AROUND EACH RIVET HEAD
PLEASE REMOVE BEFORE THE FINAL PRINT

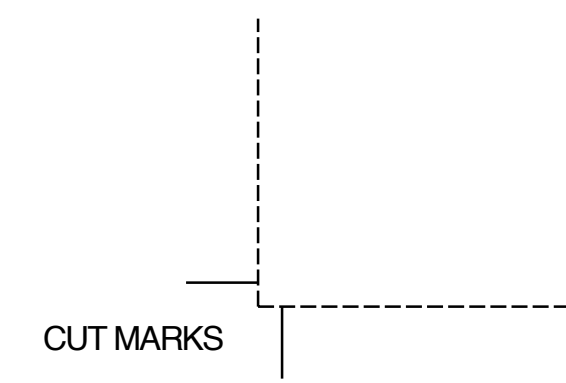
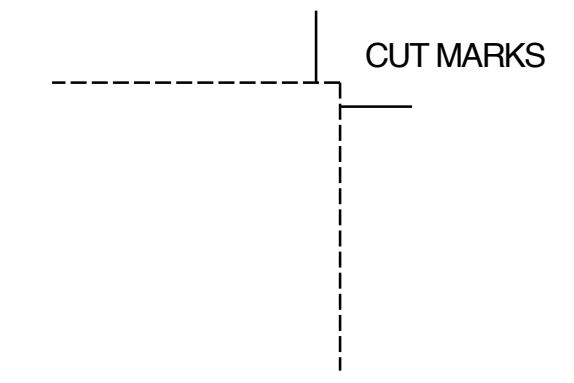
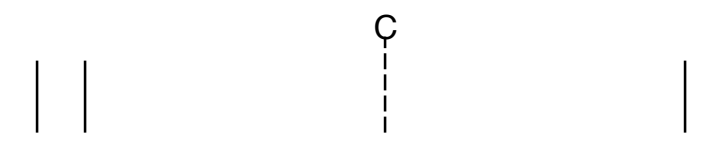
3-PANEL WIDE SPINE
11" X 8-1/2" SHEET SIZE PLUS 1/2" TAB ALLOWANCE
2" CAPACITY STRAIGHT D RING METAL
LINER MATERIAL TEMPLATE
2" Cap-118.5-SD-FS-L

INSIDE VIEW SHOWN --- PRINT THIS SIDE



----- OUTER EDGE OF THE RING BINDEF
PLEASE REMOVE BEFORE THE FINAL PRINT

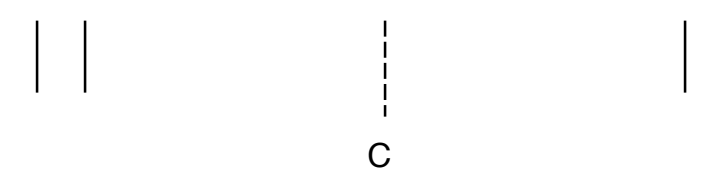
PLEASE LEAVE ALL CUT MARKS ON THE FINAL PRINT



FRONT PANEL SIZE: 11-5/8" HIGH X 11-1/4" WIDE (11.625 x 11.25)

LINER MATERIAL SIZE: 11-3/8" HIGH X 25-7/8" WIDE (11.375 x 25.875)

PLEASE EXTEND ALL BLEEDS AT LEAST 1/8" BEYOND THE OUTER EDGE OF THE RING BINDER COVER



SPINE SIZE:
11 5/8" HIGH X 3-1/8" WIDE (11.625 x 3.125)
BOTH HINGES ARE 1/4" WIDE (0.25)

BACK PANEL SIZE: 11-5/8" HIGH X 11-1/4" WIDE (11.625 x 11.25)

